Waniyetu wi
The Midwinter Moon
December 2024

WAPAHA SKA

DAKOTA WOTANIN

DAKOTA WOTANIN

Waniyetu wi — December 2024

Wapaha Ska Dakota Wotanin
Will be posted to the website during the first week of the month

REMINDER:
THE NEXT WAPAHA SKA DAKOTA WOTANIN SUBMISSION DEADLINE IS: Thursday, January 2nd , 2024 @ 4:30 PM

Forward Submissions to:
receptionbo@whitecapdakota.com
Or call 306-477-0908
Thank you.

WHITECAP DAKOTA NATION

182 CHIEF WHITECAP TRAIL
WHITECAP, SK S7K 2L2
TELEPHONE: 306-477-0908
FAX: 306-374-5899
www.whitecapdakota.com

INSIDE THIS ISSUE:

Table of Contents	2
Emergency Contact Numbers	3-4
Community Safety Officer Program	5-7
Upcoming Meetings	8
Whitecap Council Portfolios,	9
Whitecap Advisory Committees	—
Whitecap Health Centre/ Wellbeing	10-26
Charles Red Hawk Elementary	-
Whitecap Early Learning Centre	27
Whitecap IRA	28-34
Whitecap Membership Code	35
Whitecap Business Centre	—
Whitecap Housing & Public Works	36-46
Whitecap Memorandum	—
Whitecap Advertisements & Notices	47-68
Emergency Management	69-73
Whitecap Office Closure	74

NEXT ISSUE:
FIRST WEEK OF January 2024

WHITECAP EMERGENCY DIRECTORY

FIRE EMERGENCY

Call : 911

POLICING SERVICES

Contact: 911
Complaints & Inquires:
306-975-5145

MEDICAL EMERGENCY

Call : 911

OUTAGE/NATURAL GAS REPORTING

SaskPower Outage Reporting:
306-310-2220

MEDICAL TRANSPORTATION

Medical Taxi: 306-373-4600
Weekdays Only: 8:00am—4:30pm
After Hours: Call 911

Poachers (TIP) Program

24 hours: 1-800-667-7561
SaskTel Cell: 55555

SELF HELP & OTHER

Saskatchewan Crime Stoppers:
1-800-222-TIPS (8477)

Suicide Crisis Line:
306-933-6200

Kids Help Line/Suicide Hotline:
1-800-668-6868

STC Well-Being Services
Child Neglect/Protection Concerns:
1-866-871-4237
Toll Free: 1-844-956-5668

Domestic Abuse Crisis Line:
1-888-338-0880

Sexual Assault Crisis Line:
306-244-2224

Poison Control Center:
1-866-454-1212

Problem Gambling:
1-800-306-6789

Health Line:
1-877-800-0002
The Health Line is a group of Health Nurses that will determine if your health condition requires immediate medical attention. This service is available 24 hours a day. All calls are confidential.

Whitecap CSO Team

Telephone: (306) 281-4868

WHITECAP DAKOTA NATION EMERGENCY CONTACT LIST

CRISIS REPSONSE	
AMBULANCE	911
RCMP	306-975-5145
Saskatoon Mobile Crisis	306-933-6200
SUICIDE PREVENTION	
Whitecap Dakota Nation Health Centre	306-373-4600
24/7 Hotline	1-833-456-4566
KIDS HELP LINE	1-800-668-6868
DOMESTICE VIOLENCE	
HOTLINE	1-888-338-0880
Interval House	306-244-0185
Salvation Army Support	306-242-6833
CHILD PROTECTION	
STC Well-Being Services	1-866-871-4237 or 1-844-956-5668
Saskatoon and Rural	306-933-6077
After Hours- Mobile Crisis Services	306-933-6200
Saskatchewan Advocate for Children & Youth	306-933-6700 or 1-800-322-7221
POLICE	
RCMP	306-975-5145
Saskatoon City Police, Non-Emergency Line	306-975-8300
PARAMEDIC EMERGENCY MEDICAL SERVICES	911
HOSPITAL EMERGENCY SERVICES	
Royal University Hospital	306-655-1368
St. Paul's Hospital	306-655-5113
City Hospital	306-655-8230
EMERGENCY SHELTERS	
YWCA, Women's Shelter	306-244-2844
Salvation Army, Men's Shelter	306-244-6280
RAPE/SEXUAL ASSAULT SUPPORT	
Saskatoon Sexual Assault Center	306-244-2224
LEGAL ASSISTANCE/VICTIM-WITNESS ASSISTANCE	
Legal Aide	306-933-7820
Victim Services	306-975-8400
STD INFORMATION (Sexually Transmitted Diseases)	
Sexual Health Clinic, 101 - 310 Idylwyld Dr. North, Saskatoon	306-655-4664
Saskatoon Sexual Health, Family planning	306-244-7989
AIDS Saskatoon	306-242-5005
Persons Living with AIDS Organization	306-373-7766
SELF HELP GROUPS	
Mental Health Clinic	306-655-7950
Alcoholics Anonymous	306-665-6727
Narcotics Anonymous	1-877-463-3537 or 306- 652-5216
Gambling Anonymous	1-800-306-6789
SUBTANCE ABUSE COUNSELLING (MH Clinic)	
Saskatchewan Health Authority- Adults	306-655-4100
Saskatchewan Health Authority- Youth	306-655-4900
MACSI Center Intake	306-657-4275
MENTAL HEALTH SERVICES	
Mental Health Therapist – Whitecap Dakota First Nation	306-373-4600
24/7 Hotline	1-855-242-3310
Canadian Mental Health Association, Saskatoon Branch	306-384-9333
Mental Health & Addiction Services Centralized Intake	306-655-7777
COMMUNITY CORRECTIONS OFFICERS	
WDN Justice Worker	306-373-4600
Probation Officer	306-933-6324
Fine Option	306-244-0320

Whitecap Community Safety Officer (CSO) Program.

CONTACT INFORMATION:

Temporary Phone Number: 306-281-4868

Office Location: Whitecap Dakota Nation Fire Hall.

Whitecap Dakota Nation CSO Program Update

Whitecap Dakota Nation's Community Safety Officer Program has recently completed its two-year pilot term. Chief and Council have received much positive feedback on the program and the work of our CSO's. Here are a few updates for WDN Members and residents:

Ongoing and Expanded Program

- WDN Chief and Council will continue to ensure CSO services on Whitecap. Council is working with Canada and Saskatchewan to put additional funding in place to expand the program.
- This year, WDN has approved a budget for 7 CSOs to enhance community safety. With the recent hiring of two new CSOs, we currently have 6 on staff and are recruiting another.

CSO Responsibilities Outside the Community

- CSO's are regularly required to travel to Saskatoon for activities such as:
  - Traffic Court Appearances
  - Business with the RCMP
  - Vehicle servicing and cleaning
  - Meetings with Sask Justice
  - Picking up supplies
  - Training with Saskatoon Police Service

CSO Enforcement Activities

- CSO's have the same enforcement powers as police in the province.
- CSO's actively enforce a zone along Chief Whitecap Trail (Highway #219) between Beaver Creek and the south end of WDN lands.
- CSO's sometimes are required to follow vehicles or are called in by police outside their enforcement zone.
- CSO's participate in joint enforcement initiatives with the RCMP, Saskatoon Police Service, Corman Park Police and others (e.g. Recent Check Stop at #219 and Grasswood Road)
- It is estimated that the CSO's have conducted over 50 sobriety checks over the past year.

In case of an emergency, please call:
306-281-4868

WAPAHA SKA DAKOTA OYATE
WHITECAP DAKOTA NATION

Whitecap Community Safety Officer
306-281-4868

FREQUENTLY ASKED QUESTIONS:

WHAT IS A COMMUNITY SAFETY OFFICER (CSO)?

A CSO will provide additional uniformed presence and patrol in WDN. They can investigate low-risk incidents (ex. property theft) and engage in the enforcement of provincial laws and/or WDFN bylaws. They may also work with prevention-based programs, such as schools or with community groups.

WHAT HAPPENS TO THE RCMP?

CSO's and the RCMP will work together. When CSO's deal with low-risk incidents, the RCMP will have more time to focus on serious criminal investigations.

CAN CSO's PULL YOU OVER?

Yes, CSO's can pull you over when they are in uniform.

CAN CSO's ARREST YOU?

CSO's have the authority to make arrests under certain provincial legislation.

DO CSO's CARRY WEAPONS?

CSO's do not carry guns, however, they do carry handcuffs, batons, and an Oleoresin Capsicum spray.

WHY DO WE HAVE CSO's?

In October 2019, WDN, Muskoday, and the Province of Saskatchewan signed an MoU agreement. The MoU implements the CSO program to better enforce our laws and ensure community safety. This pilot program is supported by federal and provincial policing funding and by the Lands Advisory Board.

CSOs may enforce laws under the following acts:

- *The Traffic Safety Act*
- *The Alcohol and Gaming Regulation Act, 1997*
- *The Highways and Transportation Act, 1997*
- *The Whitecap Environmental Protection Law, 2018*
- *The All-Terrain Vehicles Act and The Snowmobile Act*
- *The Trespass to Properties Act*
- *The Mental Health Services Act*
- *The Stray Animals Act*
- *The Summary Offence Procedures Act*
- *WDN Smoking Bylaw*
- *WDN Cannabis Control Law (2022)*
- *Other WDN Bylaws (e.g., waste disposal)*

Upcoming Meetings

Chief & Council Meeting

Tuesday, December 3rd @ 9am

Council Swearing in Ceremony & Oath of Office

Monday December 2nd

Whitecap Dakota Nation COUNCIL PORTFOLIOS

SCHEDULE A

Chief Darcy Bear
- Self Government Treaty
- Intergovernmental Affairs
- Whitecap Dakota Reconciliation Treaty
- Economic Development
- Major Capital
- Own Source Revenue
- Gaming
- Housing

Councillor Dwayne Eagle
- Health and Social Development
- Sask Health Authority Liaison
- Saskatoon District Health: WDN Partnership
- Public Works and Infrastructure
- Agriculture
- Hunting and Trapping
- Fisheries, Oceans and Coast Guard
- Wellbeing: C92/Protection & Prevention

Councillor Frank Royal
- Culture and Language
- History and Cultural Artifacts
- Western Development Museum Partnership
- Land Management
- Lands Advisory Board
- Administration and Operations
- Membership
- Veteran Affairs
- Dakota Dunes CDC
- Residential and Boarding Schools
- Dakota Lakota Nations
- Oceti Sakowin
- Language Conference
- Culture Camp
- Veterans Ceremony
- Reconciliation Walks

Councillor Allison Daniels
- Post Secondary Education
- Education Pre-K - 12
- Saskatoon Public Schools Partnership
- Early Learning - WELC
- Employment and Training
- Whitecap Industrial Services
- Whitecap Dakota Powwow
- Dakota Dunes Hotel Liaison
- Finance/Finance & Audit Committee
- Tourism & Trails

Councillor Bradon Eagle
- Whitecap Dakota Youth and Recreation
- Emergency Response & Preparedness
- Whitecap Dakota Volunteer Fire Department
- Justice
- Community Tripartite Agreement: RCMP & CSO
- Community Consultative Group
- Cress Housing Liaison
- Occupational Health and Safety
- Environment & Climate Change
- Dakota Dunes Casino Liaison
- Dakota Golf Links Liaison
- Dakota Days
- Winterfest

WDN Council Portfolios (December 3, 2024)

WHITECAP DAKOTA HEALTH CENTRE

PLEASE CALL THE HEALTH CENTRE TO ACCESS HEALTH SERVICES

306-373-4600

Appointments available:
8:00 am– 4:30 pm
Monday–Friday
Closed Statutory Holidays

THANK YOU FOR YOUR COOPERATION

Made with PosterMyWall.com

Well-Being

STC Well-Being Services

Saskatoon Tribal Council (STC) Well-Being Services works collaboratively with our member communities to provide positive outcomes for children and families through the Progressive Model. The Progressive Model funding assists communities in enhancing their prevention and family support services that keep families intact and thriving within their circle of support and cultural connections. The goal is to move towards implementing and delivering their child welfare model.

Well-Being Services provides two collaborative pathways of services to STC members in their respective communities:

- **Child Protection and Child Safety Services**

  STC has the legal authority under delegation of the Ministry of Social Services (Child and Family Services Act) to assess, investigate, and respond to alleged reports of child welfare concerns in our member communities.

  Well-Being Services works collaboratively with communities to respond to child welfare concerns focusing on addressing safety concerns that support the child's best interest and build upon family strengths.

- **Secondary-Level Services**

  Ongoing assessments are essential in enhancing prevention and family support services. Communities are in the best position to know what is required to meet the needs of their families and children.

  Well-Being Services helps facilitate and support capacity building in essential prevention and family support services for our member communities through our clinical and technical support services.

STC Urban Family Services

Our urban members can also access STC Urban Family Services programs for family support and children programs at their new location at 320-21st Street West in Saskatoon. Please call 306-956-0318 for more information or visit STC's webpage.

1982 - 2022

Intake Contact Information

General Inquiries about Well-Being Services:

306-659-5668 or toll free 1-844-956-5668

(Monday to Friday 8am to 4:30pm)

This number gets forwarded to an answering service outside of office hours and only urgent child welfare concerns will be patched through to an on-call worker

For Kinistin, Mistawasis, Muskoday, One Arrow, and Whitecap:

STC toll-free child protection reporting line: 1-866-871-4237
This number is forwarded to a call-center after hours, which in turn directs the call to the STC worker on call.

For Muskeg Lake:

Child welfare reports currently go directly to the Ministry of Social Services. Their toll-free intake number is 1-800-274-8297. This number is routed through Mobile Crisis outside of regular office hours.

***The Child and Family Services Act* requires First Nations Child and Family Services Agencies to provide services to families on reserve where children are believed to be in need of protection. The goal of child protection services is to maintain children in their family home whenever possible and, if a child must be removed for their protection, to reunite families as soon as possible.**

What is child abuse and neglect?

Abuse and neglect refers to circumstances that may be harmful to a child's physical, emotional or psychological health.

- **Physical abuse** – any action, including discipline, causing injury to the child's body. Indicators: the presence of several injuries over a period of time; any bruising on an infant; reluctant to go home; cannot recall how injuries occurred, or offers an inconsistent explanation.

- **Sexual abuse** – any action involving a child in sexual exploitation or sexual activity including touching, exposure, using a child in the making of/or viewing pornography. Indicators: injuries to the genital or anal area (e.g., bruising, swelling, infection); pregnancy; age-inappropriate sexual play with toys, self, others; bizarre, sophisticated or unusual sexual knowledge.

- **Emotional maltreatment** – expecting a child to be able to do things he or she cannot do, embarrassing or insulting a child, making hurtful comments about a child's appearance, intelligence, size, ability, etc. Indicators: bedwetting and/or diarrhea which is non-medical in origin; frequent complaints of headaches, nausea, abdominal pain; extreme withdrawal or aggressive behavior; severe depression; running away from home.

- **Neglect** – failing to provide a child with enough food, proper clothing, shelter, health care, or supervision. Indicators: hunger, inappropriate dress, poor hygiene' developmental delays; persistent health conditions (e.g., scabies, head lice); steals food; reports no caregiver at home.

- **Domestic violence –** exposing a child to a pattern of abusive behavior or threats of abusive behavior by one caregiver against another (hitting, kicking, restraining, slapping, throwing objects, intimidation, stalking, etc.). Indicators: physical injuries; aggressive or antisocial behaviours; poor social relationships; low self-esteem.

Duty to Report

Anyone having reasonable suspicion that a child's physical, mental, emotional welfare has been or is being neglected has the legal duty to report such information immediately to a local First Nations Child and Family Services, Ministry of Social Services, or to the Police.

"The duty to report overrides professional confidentiality codes when there is reason to believe that a child may be abused or neglected."

As a parent…

If you would like general information on supports available, please call 306-659-5668 or toll-free 1-844-956-5668 and request to speak to the Social Worker on Duty.

If you feel unable to safely parent your children, please call **1-866-871-4237**.

As a community member…

If you believe a child may be neglected or abused, you have a **legal responsibility** to report your concerns by calling **1-866-871-4237**.

Whitecap Dakota Health & Wellbeing
Phone: 306-373-4600
Staff Extension Numbers

Staff Member	Ext.	Position	Email
HEALTH CENTRE STAFF			
Angela Buffalo	8617	Community Health Nurse	abuffalo@whitecapdakota.com
Arlene Peeteetuce	8630	Community Health Nurse	apeeteetuce@whitecapdakota.com
Brenda Littlecrow	------	Transportation Service Provider	blittlecrow@whitecapdakota.com
Carrie Desnomie	8604	Administrative Assistant	cdesnomie@whitecapdakota.com
Cindy Clarke	8609	Mental Health Therapist	cclarke@whitecapdakota.com
Fern Rose	8607	Dental Therapist	---
Holly Anne Cook-Laliberte	8610	Nurse Practitioner	hlaliberte@whitecapdakota.com
Joanna McKay	---	Community Health Plan Writer	jmckay@whitecapdakota.com
Jodie Harder	------	Custodian	jharder@whitecapdakota.com
Karen Hercina	8610	Nurse Practitioner / CDM	khercina@whitecapdakota.com
Lee Sinclair	------	Transportation Service Provider	lsinclair@whitecapdakota.com
Lori Buffalo-Delaronde	8615	Income Assistance Coordinator	lbuffalod@whitecapdakota.com
Lori Petruskevich	8603	Mental Health Therapist	lpetruskevich@whitecapdakota.com
Lori Sparling	8601	Director of Health & Social Dev.	lsparling@whitecapdakotahealth.com
Natasha Kwasek	8626	Maternal Child Health/Healthy Living Nurse	nkwasek@whitecapdakota.com
Rachel Tang	8625	Addiction Counsellor	rtang@whitecapdakota.com
Victorine Royal	8600	Receptionist	vroyal@whitecapdakotahealth.com
Wendy Derksen	8618	Accountant – Health	wderksen@whitecapdakota.com
HEALTH CENTRE STAFF TRAILER			
Hailey Johnson	---	Community Justice Worker	hjohnson@whitecapdakotahealth.com
Jolie Seaton	---	Home Health Aide	jseaton@whitecapdakota.com
Paris Brittain	---	Home Maker	pbrittain@whitecapdakota.com
JORDAN'S PRINCIPLE STAFF TRAILER			
Brandon Bear	---	Jordan's Principle Program Coordinator	bbear@whitecapdakota.com
Cora Fischer	---	Jordan's Principle Program Manager	cfischer@whitecapdakotahealth.com
Heather Brittain	---	Jordan's Principle Service Coordinator	hbrittain@whitecapdakota.com
WELLBEING STAFF TRAILER 408 A Littlecrow Trail			
Angel Skipper	---	Youth & Community Program Assistant	askipper@whitecapdakota.com
Jordanna Johnson	---	Youth & Community Program Coordinator Lead	jjohnson@whitecapdakota.com
Tristen Redbear	---	Youth & Community Program Assistant	tredbear@whitecapdakota.com
Venn Morin	---	Youth & Community Program Coordinator	vmorin@whitecapdakota.com
WELLBEING STAFF TRAILER 408 B Littlecrow Trail			
Collette Eagle	---	Wellbeing Administrative Assistant	ceagle@whitecapdakota.com
Diane Littlecrow	---	Cultural Liaison	dlittlecrow@whitecapdakota.com
Kemesha Kilburn-Rodney	---	Post Majority Care Navigator	kkilburnrodney@whitecapdakota.com
Lee DeLaRonde	---	On Leave	ldelaronde@whitecapdakota.com
Sheldon Buffalo	---	Cultural Liaison	sbuffalo@whitecapdakota.com
WELLBEING STAFF 410 LITTECROW TRAIL			
Brittany Deschambeault	---	Family Support Coordinator	bdeschambeault@whitecapdakota.com
Heather Musqua	---	Family Support Coordinator	hmusqua@whitecapdakota.com
Lesley Musqua	---	Resource & Kinship Coordinator	lmusqua@whitecapdakota.com
Zack Azure	---	School Social Worker	zazure@whitecapdakota.com
Onyeka Arinze	---	Director< Child & Family Prevention Services	oarinze@whitecapdakota.com

Mental Wellness Supports

If you're experiencing emotional distress or someone you know is struggling, these resources are available to support you.
If you are experiencing a mental health crisis, call 911 immediately.

Hope for Wellness Help Line and Chat
Immediate support is available 24/7
Toll-Free: 1-855-242-3310
Online Chat: www.hopeforwellness.ca

Indian Residential Schools Saskatchewan Region Toll-Free:
1-866-250–1529

National Indian Residential School Crisis Line Toll-Free:
1-866-925-4419

The National Indian Residential School Crisis Line has been set up to provide **immediate support** for former students and those affected. Emotional and crisis referral services can be accessed through the 24-hour national crisis line.

Missing and Murdered Indigenous Women and Girls Support Line Toll-Free:
1-844-413-6649

Wellness Together Canada
Provides immediate crisis/substance use support:
Adults: Text **WELLNESS** to 741741
Front Line Workers: Text **FRONTLINE** to 41741 https://ca.portal.gs/

Non-Insured Health Benefits (NIHB) Mental Health Counselling
Immediate support is available 24/7
Toll-Free: 1-866-885-3933

For Youth:

Kids Help Phone supports youth 24/7 and through a partnership with We Matter
Call: 1-800-668-6868 **Text:** 686868
Online: kidshelpphone.ca
wemattercampaign.org

Jordan's Principle NEW
Saskatchewan Toll-Free Line: 1-833-752-4453
(1-833-SK-CHILD)
www.canada.ca/jordans-principle

Indigenous Services Canada | Services aux Autochtones Canada



Jordan's Principle is a principle that ensures there is substantive equality (true equality) and that there are no gaps in publicly funded health, social, and educations programs, services, and supports for all First Nations children, on or off reserve, under the age of majority (0 - 18).

The Jordan's Principle provides necessary funding for any services/products/supports, within the domains of health, dental, medical equipment, mental health, social, educational needs, and any other aspect that directly affects the child's wellbeing.

In addition, the Jordan's Principle not only aids with individual requests but also group requests (group homes, schools, communities, etc.). The aim of the Jordan's Principle is to meet the unmet needs of all First Nations children and to be able to achieve equal outcomes as all children in Canada. Furthermore, the Jordan's Principle seeks to attain a level of care that is within and beyond Normative Standards of Care, provisions that are culturally appropriate, and adequate safeguards in the best interest of the child. There are a multitude of requests of services/products/supports that are provided for all First Nations children. Each request is evaluated and decided on a case-by-case basis.

If your child requires the support from the Jordan's Principle, please contact us. We will provide guidance in application, navigation of language & process, education of Jordan's Principle standards, provisions of immediate resources, and assist with all coordination processes and funding, if needed.

If you need more information, you can visit: CANADA.CA/JORDANS-PRINCIPLE

Cora Fischer
Jordan's Principle Manager
Whitecap Dakota Nation

Any questions or if you are needing supports for your child(ren)
contact the intake email at intake@whitecapdakota.com OR (306) 373-4600 (Monday-Friday 8:00am-4:30pm)

Whitecap Dakota Nation

Jordan's Principle

Jordan's Principle ensures that all First Nations children have access to the products, services, and support they require for their health, social, and educational needs.

If you have any questions, need more information , or would like to apply, we have a team in Whitecap that would be happy to help!

For Individual/ Regional Applications :
(ex: education support, respite/daycare, therapy, dental, medical equipment, etc.)
Please contact : Brandon Bear
brbear@whitecapdakota.com

For Social Requests:
(ex: emergency grocery support, clothing and furniture requests, etc.)
Please contact :
intake@whitecapdakota.com

For all other inquiries, please contact:
Cora Fischer - Jordan's Principle Program Manager
cfischer@whitecpdakota.com

Whitecap Dakota Nation Health Center
Phone: 306-373-4600 Fax: 306-343-8855

You may also visit: Canada.ca/jordans-principle

1-855-JP-CHILD (1-855-572-4453)
available 24 hours a day, 7 days a week

Whitecap Health Centre

MENTAL HEALTH SUPPORT

Whitecap Mental Health Supports
are available 8 AM - 4:30 PM.
For WDN Mental Health Support, please call
306-373-4600.

Cindy Clarke - Mental Health Therapist
306-250-3074

Lori Petruskevich - Mental Health Therapist
306-531-7176

Rachel Tang - Addictions Counsellor
306-491-9077

Mental Health

Suicide Prevention
1-833-456-4566

Hope for Wellness
1-855-242-3310

Addictions Detox
1-306-655-4195

Domestic Violence

Interval House
1-888-338-0880

Sexual Assault
1-306-244-2294

Child Protection
1-888-225-2244

IN AN EMERGENCY CALL 911

Made with PosterMyWall.com

Enough Medications During the Holidays

The Whitecap Health Centre will be CLOSED from December 23, 2024 to January 1, 2025.

There will be minimal staff working during that time.

Please ensure you have enough medications and medical supplies that require ordering to last until the New Year.

Happy Holidays!

Whitecap Health Centre

Made with PosterMyWall.com

WHITECAP DAKOTA NATION
WAPAHA SKA
#94

VIRTUAL HEALTH HUB

Virtual Clinics

Dr. Stevens
Monday, December 2, 2024
9:30 am to 12:00 pm

Dr. Sparrow-Downes
Friday, December 20, 2024
8:30 am - 12 pm

Please call the Whitecap Health Centre to book 306-373-4600

Made with PosterMyWall.com

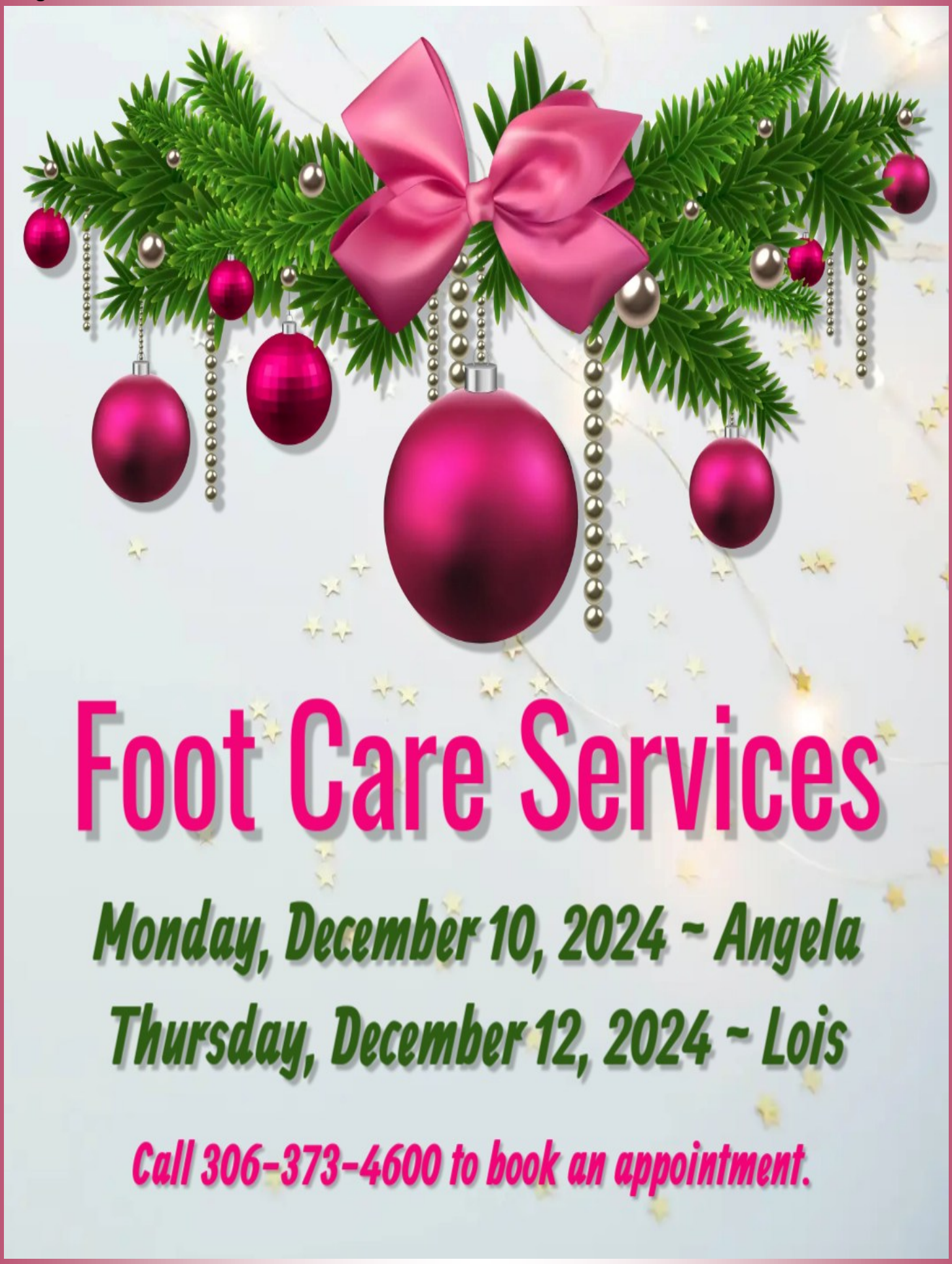
Foot Care Services
Monday, December 10, 2024 ~ Angela
Thursday, December 12, 2024 ~ Lois
Call 306-373-4600 to book an appointment.

AGES & STAGES

Growth and Devlopment

What is this?

1. Is your child between the ages of 2 months – 5 years old.
2. Are you wondering if behaviour is normal?
3. This testing will help identify your child's strengths and weaknesses.
4. Nurse Tasha will come to your home and assess your child and teach you ways to help your child succeed.

Call or text Tasha

306 381 6428 to set up an appointment.

Made with PosterMyWall.com

- Fostering for Whitecap community and band members.
- Providing respite for children who are in care.
- Please contact Lesley Musqua via phone call, text, or email for more information.

Call or text Lesley Musqua @ 780-777-2509

lmusqua@whitecapdakota.com

Community Cadet Corps

December 2024

Sun	Mon	Tue	Wed	Thu	Fri	Sat
1	2	3	4 Cadets Preparing Traditional Medicine 5:30-7:30pm	5	6	7
8	9	10	11 Cadets Volunteer Day- Diaper Drive 5:30-7:30pm	12	13	14
15	16	17	18 Cadet Christmas party! 5:30 – 8:00pm	19	20	21
22	23	24	25 No Cadets Merry Christmas 😊	26	27	28
29	30	31	January 1 No Cadets Happy New Years 😊	NOTES: Dec 4- Diane Littlecrow: Preparing traditional medicine Dec 11- Volunteer Day: Diaper drive (Maternal Health)		

December

Sunday	Monday	Tuesday	Wednesday	Thursday	Friday	Saturday
1 Grief Support Group: 1pm	2	3 Elders Sewing: 10am Youth Night (13+): 5:30pm	4 Elders Bingo: 1:30pm Cadets: 5:30pm Beaded & Leather Hat Bands Workshop: 5:30pm	5 Elders GLOW YXE Outing: 12pm Snow Day Club: 3:15pm Open Gym: 5:30pm	6 Santa Photos: 1-4pm	7 Christmas Artisan Market/Santa Photos: 11am-2:30pm
8 Grief Support Group: 1pm	9 Elders Health Series: 12pm	10 Elders Sewing: 10am Youth Night (13+) : 5:30pm	11 Elders Craft: 1-4pm Cadets: 5:30pm Beaded & Leather Hat Bands Workshop: 5:30pm	12 Elders Striders Group: 11am Snow Day Club: 3:15pm Open Gym: 5:30pm	13	14
15 Grief Support Group: 1pm	16	17 Elders Sewing: 10am Youth Night (13+): 5:30pm	18 Elders Bingo: 1:30pm Cadets: 5:30pm Beaded & Leather Hat Bands Workshop: 5:30pm	19 Teen Outing: WBYL Round Dance: 5:30pm	20 Elders Christmas Party: 12pm	21
22	23 Family Movie: 12pm	24 Office Closed	25 Office Closed Merry Christmas!	26 Office Closed	27 Office Closed	28
29	30 Youth Open Gym: 1pm	31		Snow Day Club is an outdoor program for CRHES students ages 5+	Open Gym: Ages 10-17: 5:30pm Adults: 6:30pm	

Wellbeing Services Programming

Post-Majority Care Services

Now available: post-majority care services funding in support of individual youth aging out of care or young adults formerly in care up to including the age of 25 (until their 26th Birthday).

Assistance can be provided in various ways. Once eligibility is confirmed, assistance can be made available either through individual support, financial assistance, life planning, or other individualized direct services.

If you are a member of Whitecap Dakota Nation that is:

-A youth aged out of care residing in the community of Whitecap Dakota Nation.

-The caregiver of a youth aging out of your care soon (15-18 years)

-A member of Whitecap Dakota Nation aged out of care from another location.

-A caregiver of a youth registered to WDN aging out of care soon residing outside the community.

Contact: Kemesha Kilburn-Rodney, Post Majority Care Navigator
Whitecap Dakota Nation Well Being Services
408 B Littlecrow Trail
(306) 316-1508
kkilburnrodney@whitecapdakota.com

Whitecap Early Learning Centre has space available for:

Preschool – Ages 2 ½ years to 6 years

Please contact Sara for more information or to book a tour!

slee@whitecapdakota.com

306.477.2615

We look forward to your family joining ours!

Indian Registry Administrator Report
December 2024

CIS (Certificate of Indian Status) CARDS

By appointment only. Should you require a status card, you may call the Whitecap Government Office at (306) 477-0908 and leave a message with our receptionist. Our receptionist is instructed to screen your call for basic information: Name, reason for card request (First, Expired, Lost), phone number and/or email, and if you have the proper I.D. Then the IRA will contact you to book an appointment.

Is it time to Renew your CIS card? To find out; check your expiry date on the back of your current laminated status card. Please contact the Band Office as soon as you can to book in for a renewal once expired! Note that your Status number does not expire however, your photo must be updated every five years (for adults 18+) and every three years (for children under 18).

Please note: Indigenous Services Canada has been experiencing shipping delays for Status Cards, and as such, the WDN has not received card stock since the beginning of fall and only recently received a very limited stock of Status cards. The IRA will reply to all member requests accordingly in the order they were received. Please be kind and patient with the WDN Staff regarding your requests for status cards appointments.

SERVICES AND INFORMATION

Italia Eagle is the IRA for Whitecap. For information on Indian Status eligibility, the SCIS (Secure Certificate Indian Status) card application form and process, and band membership, please contact her at the band office with your inquiry: (306) 477-0908

Important Update for Birth Registration Applications

PARENTS, PLEASE READ

We have been advised that applications for birth registrations that are mailed to the National Processing Unit in Gatineau, Quebec have been experiencing a delayed wait time of up to 2 years to process birth registrations, and that it is quicker to process birth registration applications if done in person or mailed to a regional office in Saskatchewan.

Parents: Please do not mail your child application for birth registration to the address listed on the application form. Instead, we strongly encourage parents to contact the Whitecap IRA for assistance with birth registration forms processing.

Options for parents for processing their child registration applications:

1. *On Reserve or Local Urban Parent Members*:
   a. Preferred method: Make an in-person appointment with the Whitecap IRA to verify the completeness of your forms, then she will mail them directly to the regional office in Regina.
   b. Mail the application to the Whitecap IRA so she can verify the forms content and send to the Regina office:
      Whitecap Indian Registry Administrator
      182 Chief Whitecap Trail
      Whitecap SK S7K 2L2

2. *Off Reserve Members*:
   a. Preferred method: Mail the application to the Whitecap IRA so she can verify the forms content and send to the Regina office.
   b. In Person – Regina: Call (306) 780-5392 and ask to set up an appointment.
   c. In Person – Prince Albert: Call (306) 953-8522 and ask to set up an appointment.
   d. Mail to: ISC – Governance
      1783 Hamilton Street
      Regina, SK, S4P 2B6

Application forms are available from the Whitecap IRA, or can be found online at **www.canada.ca/indian-status**

Please ensure to fill-out the **updated** 2020 Child/Dependent Adult application form found on the website or pick-up copy of the latest version available at the Band Office and Health Centre. Any old versions of the application will not be *accepted*.

REQUIRE A SASK. HEALTH CARD? Call toll free **1-800-667-7551** to place your request.

U.S. BORDER CROSSING

Consult the U.S. Customs and Border Protection for updates *before* you travel at **1-202-325-8000** or check this website for more info: **https://travel.gc.ca/travel-covid**

WDN TOTAL POPULATION as of October 31, 2024: 716

Process to Register Your Child on the Indian Register

Documents required:

1. A completed 'Application for Registration on the Indian Register (for children 15 or younger or dependent adults)'
   - Applications may be picked up at the Band office or Health Centre, as well as online on the Indigenous Services Canada website under the Indian Status tab. Please note that any old versions of the application will not be *accepted*.

     Click here for current Application form

   - **Important Note:** Spelling and spacing of any given or family names that will be entered in IRS must be the same as the names appearing on the Proof of Birth Document

2. An original proof of birth document with parental information
   - To get an original proof of birth document, applications may be picked up from the Band Office or Health Centre. You can also visit the Saskatchewan Vital Statistics website: www.saskatchewan.ca – Vital Statistics or view the contact information below.

Vital Statistics

Phone: 1-800-667-7551 (Toll-free Canada & US)
306-787-3251

Email: VitalStatistics@eHealthSask.ca

Phone service: 8 a.m. to 5 p.m. Monday to Friday (excluding statutory holidays)

- The proof of document must contain parental information (at least one parent stated on the birth document)
- The identity information must be visible and undamaged. If information is illegible, the document will not be accepted.

If the child or dependent adult's name on the application form is different from the name on the proof of birth document or legal documents, you must also submit:

- an original legal name-linking document, such as a change of name certificate, that links the previous name with the current name

or

- a copy of a legal name-linking document and valid acceptable identification with the name that is on the application form

If the name of the applying parent, custodial parent or legal guardian is different from the name on any of the other necessary documents, you must also submit:

- a copy of a legal name-linking document, such as a change of name certificate, marriage certificate or divorce order, that links the previous name with the current name

If the Applicant cannot obtain the other parent's signature:
If both parents' names are listed on the child's birth document and after reasonable attempts to locate the other parent to obtain their signature were unsuccessful, a "Statement in Lieu of Other Parent's Signature" form can be completed.

3. A copy of valid acceptable identification of the applying parent, custodial parent or legal guardian; copy must be taken of the front and of the back of the identification, each copy signed and dated by a guarantor (IRA).
   - One piece of valid government issued ID which contains the full name, date of birth, photo, and signature. You can provide *more than one* supporting ID in order to fulfill the data requirements.
   - Must indicate the Document Type (i.e., Saskatchewan Driver's License), Document Number (i.e., Driver's License number), the Expiry Date (YYYYMMDD format), and your Name exactly as it appears on the ID.

4. **For a child (15 or younger),** any legal documents granting custody or guardianship of the child to the applying parent or legal guardian, if applicable **for a dependent adult,** the guardianship order
   - Must indicate if there are any legal documents pertaining to the custody or guardianship of the child. If there are such documents, then must provide the most recent photocopies of the legal documents.

5. It is important to note that the **Guarantor Declaration** is required in the following three (3) situations:
   - When an applicant does not have sufficient supporting identification to submit with the application;
   - When the applicant is applying by mail without the assistance of an IRA; and
   - When a third party submits an application on behalf of an applicant

Note that the application form must be submitted to ISC within the last 12 months from the date it was signed by both parents

All required/mandatory fields must be completed as stated in the instructions. Failure to complete these sections may result in delays in processing the application.

Please note that applications for birth registrations that are mailed to the National Processing Unit in Gatineau, Quebec have been experiencing a delayed wait time of up to 2 years to process birth registrations, and that it is quicker to process birth registration applications if done in person or mailed to a regional office in Saskatchewan.

Parents: Please do not mail your child application for birth registration to the address listed on the application form. Instead, we strongly encourage parents to contact the Whitecap IRA for assistance with birth registration forms processing.

How do I know if my Child is Eligible to be Registered as an *Indian?*

Category Chart

This is a basic reference chart for section 6 entitlements under the *Indian Act:*

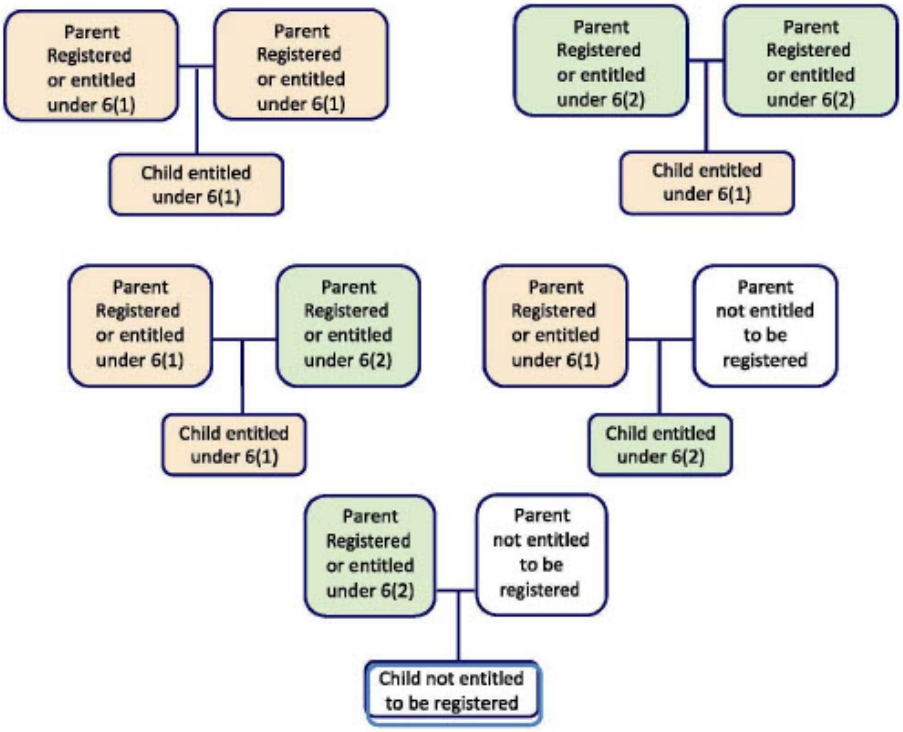

There are two key distinctions between entitlement categories, Subsections 6(1) and 6(2).

6(1) Entitlement

- An individual registered or entitled to be registered under subsection 6(1) can pass status to their child(ren).

6(2) Entitlement

- An individual registered or entitled to be registered under subsection 6(2) must parent with another registered or entitled to be registered Indian in order to pass status to the child(ren).

If only one parent is listed on a child's birth record, it is assumed that the other parent is non-Indian and therefore your child would only be entitled for registration under category 6(2) or not entitled at all. Therefore, it is crucial for the father to sign the "live birth document" in hospital at the time of birth. If the father could not be at the hospital at the time, please ensure to contact Vital Statistics Saskatchewan (eHealth) to request an "amendment to their child's birth record" to add the father.

WHITECAP BAND MEMBER PARENTS: *If you have any questions at all regarding Child Registration, or if you are unsure of your category of registration in the Indian Register, please feel free to contact your Whitecap IRA for assistance: Italia Eagle at (306) 477-0908.*

Do you need to renew your Secure Certificate of Indian Status (SCIS)?

If your secure status card is up for renewal, your First Nation office or Indigenous Services Canada can help you through the renewal process.

How to renew:

Read the instructions and complete the renewal application form.

Download the free SCIS Photo app to submit your photo.

Submit your complete application by mail or in person at your First Nation office.

For more information on how to renew your secure status card and to access the application, please scan the QR code below with your mobile device or visit **canada.ca/indian-status-card**.

Still have questions? Please contact the Public Enquiries Contact Centre by phone at **1-800-567-9604** or by email at **infopubs@sac-isc.gc.ca.**

R122-26/2022E-PDF
978-0-660-41738-7

Indigenous Services Canada | Services aux Autochtones Canada

Canada

Indigenous and Northern Affairs Canada | Affaires autochtones et du Nord Canada

Canada

Do you have a will?

Did you know?

<9%

Less than 9% of First Nation peoples on reserve pass away with a will

- the INAC website has information about planning your estate
- your will differs if you live on- or off-reserve
- the *Indian Act* outlines what should be included in your will
- you can't gift your land on reserve to someone who is not a member of your First Nation
- you can change your will as often as you like
- writing a will doesn't have to be complicated or costly

Why make a will?

- to provide for your loved ones, your children and grandchildren
- to decide who will get your home
- to clearly state who should receive your possessions
- to name who will take care of your children and dependents
- to leave instructions for end of life ceremonies
- to name who will take care of your estate

A will could provide peace of mind and clear direction about your wishes to your family and loved ones

Visit http://www.aadnc-aandc.gc.ca/eng/1100100032530/1100100032532 **for more information**

This publication is also available in French under the title: Avez-vous un testament?

QS-1005-000-EE-A1

NOTICE REGARDING THE
Whitecap Dakota Nation
MEMBERSHIP CODE, 2012

BACKGROUND

- The *WDFN Membership Code* document was approved by the membership on November 16, 2012 via referendum (voting).
- The Minister of INAC notified the WDN on August 23, 2013 that the *Code* was approved and is effective and retroactive to December 4, 2012.

MEMBERSHIP CODE GUIDELINES SUMMARY AND APPLICATION PROCESS

An individual must be a registered Indian in order to apply to be on the WDN (Whitecap) Band list.

Automatic Membership

- The parent(s) of minor children that requested of INAC to be on the Whitecap band list at the time they applied for their child to be a Registered Indian is recorded by INAC as an "affiliate" of Whitecap.
- An adult who became eligible to be a Registered Indian as a result of Bill C-3 that requested of INAC to be on the Whitecap band list at the time applied for Registration as an Indian is recorded by INAC as an "affiliate" of Whitecap.

❑ "Affiliates" are required to complete an application form for Band Membership and submit to the Membership Clerk for processing along with required document(s).
❑ The Membership Clerk notifies the individual in writing of the status of Band Membership application.
❑ The Membership Clerk updates the Whitecap Band list accordingly.

Discretionary Membership

❑ The individual completes application for Band Membership and submits to the Membership Clerk for processing along with required documents.
❑ The Membership Clerk takes forward the application to the Membership Committee for their review and recommendation to Council.
❑ The Membership Clerk takes forward recommendation from Membership Committee to Council.
❑ If approved, the Membership Clerk posts a Notice of the approved Band Membership application for 30 days.
❑ The Membership Clerk notifies the person in writing of the status of Band Membership application.
❑ The Membership Clerk updates the Whitecap Band list accordingly.

DEFINITION OF AN "AFFILIATE":

When an individual is affiliated with a Band, it means that the individual is a registered Indian in the IRS (Indian Registry System) with that band and is eligible for benefits including certain non-insured health benefits, the possibility of post-secondary education assistance and exemption from certain federal and provincial taxes. Only that band can grant an individual Membership and access to benefits such as: the right to reside on-reserve; housing on-reserve; voting privileges within the band; and the right to involvement in Community affairs, etc., depending on that Band's Code.

★ Band Membership Application is available at the Whitecap Dakota Government Office or Health Centre ★

If you have any questions, please contact the WDN Membership Clerk (Sheila) at 306-477-0908 or scaisse@whitecapdakota.com

Remember to update the WDN Membership Clerk if you move.
The Membership Clerk will correspond to the latest address on file.

WHITECAP HOUSING & PUBLIC WORKS

Online Banking

Did you know?

Whitecap Dakota Nation
accepts rent payments through **Online Banking**

Online Payment: Fast, Simple, Convenient

The easiest and **preferred method** for rent payments is **online banking**.

Simply add Whitecap Dakota Nation as a Bill Payee.
All you need is your Customer Number, which can be obtained by calling the Whitecap Housing or Finance departments at 306-477-0908

Benefits:

- Schedule your payments in advance or set up as a recurring payment.
- Saves you time, paperwork, and legwork.
- The payment is recorded in your transaction history.
- Online payments are safe and secure.

Pay rent, or damage deposit, any time through your RBC, BMO, TD, CIBC, Scotiabank, Affinity Credit Union, Conexus Credit Union or First Nations Bank of Canada online banking from any personal computer or smart phone app – **day or night, 24/7**.

Your bank not listed? No problem. We can get your bank added to the list.
Please call the Whitecap Finance staff to request that your bank be added.

Whitecap Dakota Nation
182 Chief Whitecap Trail, Whitecap SK S7K 2L2
Phone (306) 477-0908 • Fax (306) 374-5899
Website: www.whitecapdakota.com

Attention:

BEWARE OF UNSECURED DOGS

Please be advised that there have been multiple complaints about dogs at large in the community. Tenants are reminded that dogs must always remain secure in your yard while outside, Any dogs found at large will be removed by animal control at the cost of the owner.

The community considers these dogs dangerous due to aggressive interactions with the Housing, Public works and Maintenance Vendors coming to do repairs on your unit. WDN members are especially concerned for the safety of children at play in the neighborhood. We take this matter seriously, and we want everyone's safety to be taken into consideration.

Please contact the Housing Department in the event you witness any dogs at large at 306-491-9090.

Sincerely,

Wade Edin
Director of Housing

Whitecap Dakota Nation

Attention Tenants

Here are some tips on clearing your outside exhaust vents
During the winter season, please take the following precautions and steps to ensure the heating equipment is operating properly to reduce the risk of carbon monoxide poisoning.

Keep Outside Vents Free of Snow and Ice

Tools Required: Snowbrush or a soft broom, & winter gloves to remove snow and ice formations. Small plastic putty knife if there is ice build up.

Steps (This can be done after a big snow fall/storm or when temperatures fall below freezing for a number of days).

1. Do a walk-through inspection to the exterior of your home & locate all exterior vents (see ***Illustrations*** below). Each house will have similar vent set ups and most are in the rear or side of the house. Remember some vents are made of pvc or plastic coverings so be careful not to break them. The best way to do this is to use a lot of care and to be very careful not to break anything.
2. Carefully clear all the snow/ice **outside** of each vent that is built up or any ice formations, don't forget to remove any snow/ice from **inside** the furnace and appliance, HRV vents. Also, clear snow from the gas and electric meters. Clear away any snow away below the vents-ground level as well. Using your **gloves** is the best way to clear snow as it reduces damage to the vents.
3. Check behind the doors of your exhaust vents/pipes to make sure snow and ice haven't packed inside. ***Snow storms, days of below freezing temperatures, drifting snow, and snow removal efforts*** can cause snow and ice to pile up and freeze around your vents and meters. Proper air flow is needed for the safe operation of gas furnaces and appliances and blocked vents which may lead to **toxic fumes** and a dangerous build-up of **carbon monoxide** inside the home.

Dryer Vents **Furnace Vents**

HRV Vents

Whitecap Dakota Nation

A note on Carbon Monoxide Safety: Often referred to as the Silent Killer.

Carbon monoxide (CO) is a toxic gas that is **colorless, odorless, tasteless** and can be formed when appliances aren't operating or venting properly.

What are Symptoms of carbon monoxide poisoning?
-often mimics the flu and include ***headaches, nausea, fatigue, dizziness, shortness of breath, and stinging or burning of the eyes.***

What to do if you suspect Co2 Poisoning?

-open any windows and doors to let fresh air in. go outside. get medical advice as soon as possible – do not go back into the affected building until you have got advice or warm up in your vehicles if the weather is extreme. Call your Housing Department or Emergency contacts right away. **Call 911** for advice if you cannot reach anyone.

What else should you do to prevent co in your home? It is recommended to have a working CO detector in your house to alert you to any danger. Make sure your detectors have battery back-up so they are operational if the power goes out. They should be placed on each floor of your home, outside sleeping areas, and near any fuel-burning appliance. Although regulations differ by Provincial and Federal Guidelines it is still a must to have them in your home regardless. Please contact your local housing department if you need assistance or have questions.

- **Elderly Tenants** along with tenants with **disabilities or any medical concerns** or **who cannot do** this on their own can call the housing department for assistance.
- The Contact information is provided below.
- In case of Emergency Please call this number _____.
- In case of suspected Carbon Monoxide Emergencies Call 911 if you cannot reach anyone at your local housing department.

Thank you for your cooperation.

If you have not updated your current phone number with us within the last 3-6 months. Please contact the Housing Department and someone would be happy to assist you.

Again, please take these precautions and preventative tips so we are all safe in our homes this winter.

Housing Department 306-491-9090

OR in case of Emergencies please dial 911

THE HOUSING DEPARTMENT WOULD LIKE TO WISH EVERYONE A SAFE AND HAPPY HOLIDAY SEASON!

For any Maintenance or Repair please contact the Housing Department at 306-491-9090, Amelia would be happy to assist you.

Whitecap Dakota Nation
182 Chief Whitecap Trail, Whitecap SK S7K 2L2
Phone (306) 477-0908 • Fax (306) 374-5899
Website: www.whitecapdakota.com

Memo

To: WDN Community Members

From: Terry Parenteau, Director Public Works

Cc: Warren Buffalo, CEO

Date: January 3rd 2024

Re: **Recycle and Waste Collection Schedule**

Happy New Year!

Loraas Recycle and Waste Collection schedule is as follows:

Recycle Collection for January 1st 2024 has been rescheduled to January 6th 2024.

Regular schedule of Recycle Collection will be executed every second Monday as of January 15th 2024.

Regular Schedule of Waste Collection will continue to be executed every second Friday.

The Loraas - Whitecap 2024 Recycle and Waste Collection Schedule is on the following page for your convenience.

We have noticed a growing amount of pest control cases within the community. Please call the WDN Housing Office at 306-491-9090 with any requests concerning any pest issues. Here's a few tips to follow as well as a link to Service Canada on how to maintain pest control.

Pest control tips - Canada.ca

- Remove sources of food, water and shelter.
- Store food in sealed plastic or glass containers. Garbage containing food scraps should be placed in tightly covered trash cans. Remove garbage regularly from your home.
- Fix leaky plumbing and don't let water accumulate anywhere in the home. Don't let water collect in trays under your house plants or refrigerator. Don't leave pet food and water out overnight.
- Clutter provides places for pests to breed and hide and makes it hard to get rid of them. Get rid of things like stacks of newspapers, magazines, or cardboard.
- Close off places where pests can enter and hide. For example, caulk cracks and crevices around cabinets or baseboards. Use steel wool to fill spaces around pipes. Cover any holes with wire mesh.
- Learn about the pests you have and options to control them.
- Check for pests in packages or boxes before carrying them into your home.

Whitecap Dakota Nation
182 Chief Whitecap Trail, Whitecap SK S7K 2L2
Phone (306) 477-0908 • Fax (306) 374-5899
Website: www.whitecapdakota.com

Memo

To: WDN Community Members

From: Terry Parenteau, Director Public Works

Cc: Warren Buffalo, CEO

Date: January 3rd 2024

Re: **Loraas Disposal Recycle Bins and Waste Bins**

Please keep in mind when discarding your garbage and recyclables.

1. Collection equipment requires clear, safe access to your container on collection day to ensure service.

2. Containers with inappropriate materials, overweight or over height could be bypassed by collection personnel.

3. Garbage bags should not be stacked on top of or beside the garbage bin. The garbage bin must be able to close. Cardboard boxes/material do not belong in the garbage bins but rather the blue recycle bins.

The Grey garbage bins are clearly marked **"DO NOT OVERFILL"**

The Blue Recyclable bins are clearly marked "**Recyclable Products**"

Below are illustrations of what to do AND what not to do on garbage day.

ACCEPTABLE

UNACCEPTABLE

Loraas

(306) 242-2300 | 805 – 47th Street East Saskatoon, SK S7K 8G7 | customercare@loraas.ca | loraas.ca

WHITECAP- 2024 COLLECTION SCHEDULE

THANK YOU FOR HELPING US KEEP OUR ENVIRONMENT CLEAN!

- Ensure your cart is rolled out by 7 a.m. on your designated collection day.
- Collection equipment requires **clear, safe access** to your cart.
- Do not place your container within 4 feet of buildings, vehicles, overhead and underground utilities.
- We are not responsible for any damage resulting from service provision.
- Containers with inappropriate materials, overweight or **overloaded** will be bypassed by collection personnel.
- Should your scheduled collection day fall on a statutory holiday, please be advised service will continue as normal.
- If you scheduled collection day falls on either Christmas or New Years Day, collection will occur on the following Saturday.

RECYCLE PICK UP DAY

GARBAGE PICK UP DAY

2024

JANUARY

S	M	T	W	T	F	S
31	1	2	3	4	5	6
7	8	9	10	11	12	13
14	15	16	17	18	19	20
21	22	23	24	25	26	27
28	29	30	31	1	2	3
4	5	6	7	8	9	10

FEBRUARY

S	M	T	W	T	F	S
28	29	30	31	1	2	3
4	5	6	7	8	9	10
11	12	13	14	15	16	17
18	19	20	21	22	23	24
25	26	27	28	29	1	2
3	4	5	6	7	8	9

MARCH

S	M	T	W	T	F	S
25	26	27	28	29	1	2
3	4	5	6	7	8	9
10	11	12	13	14	15	16
17	18	19	20	21	22	23
24	25	26	27	28	29	30
31	1	2	3	4	5	6

APRIL

S	M	T	W	T	F	S
31	1	2	3	4	5	6
7	8	9	10	11	12	13
14	15	16	17	18	19	20
21	22	23	24	25	26	27
28	29	30	1	2	3	4
5	6	7	8	9	10	11

MAY

S	M	T	W	T	F	S
28	29	30	1	2	3	4
5	6	7	8	9	10	11
12	13	14	15	16	17	18
19	20	21	22	23	24	25
26	27	28	29	30	31	1
2	3	4	5	6	7	8

JUNE

S	M	T	W	T	F	S
26	27	28	29	30	31	1
2	3	4	5	6	7	8
9	10	11	12	13	14	15
16	17	18	19	20	21	22
23	24	25	26	27	28	29
30	1	2	3	4	5	6

JULY

S	M	T	W	T	F	S
30	1	2	3	4	5	6
7	8	9	10	11	12	13
14	15	16	17	18	19	20
21	22	23	24	25	26	27
28	29	30	31	1	2	3
4	5	6	7	8	9	10

AUGUST

S	M	T	W	T	F	S
28	29	30	31	1	2	3
4	5	6	7	8	9	10
11	12	13	14	15	16	17
18	19	20	21	22	23	24
25	26	27	28	29	30	31
1	2	3	4	5	6	7

SEPTEMBER

S	M	T	W	T	F	S
1	2	3	4	5	6	7
8	9	10	11	12	13	14
15	16	17	18	19	20	21
22	23	24	25	26	27	28
29	30	1	2	3	4	5
6	7	8	9	10	11	12

OCTOBER

S	M	T	W	T	F	S
29	30	1	2	3	4	5
6	7	8	9	10	11	12
13	14	15	16	17	18	19
20	21	22	23	24	25	26
27	28	29	30	31	1	2
3	4	5	6	7	8	9

NOVEMBER

S	M	T	W	T	F	S
27	28	29	30	31	1	2
3	4	5	6	7	8	9
10	11	12	13	14	15	16
17	18	19	20	21	22	23
24	25	26	27	28	29	30
1	2	3	4	5	6	7

DECEMBER

S	M	T	W	T	F	S
1	2	3	4	5	6	7
8	9	10	11	12	13	14
15	16	17	18	19	20	21
22	23	24	25	26	27	28
29	30	31	1	2	3	4
5	6	7	8	9	10	11

NOTICE

Please be advised of some recent changes to the operations at the Waste Transfer Station:

- Effective immediately, waste will be tracked and monitored by the Waste Transfer Attendant.

- Accepted waste includes:
  - Solid waste (sorted and bagged)
  - Organic waste (grass clippings, leaves, garden material, etc.)
  - Scrap metals
  - Recyclable materials
  - Wood
  - Electronics (computers, tv, etc.)
  - Used appliances (fridges, stoves)
  - Tires
  - Construction and demolition materials (shingles, bricks, cement, siding, etc.)
  - Propane tanks

- Hazardous accepted materials include:
  - Used oil and used oil filters
  - Automotive batteries
  - Used paint and stain

- When dropping off any lawn mowers or other items that may contain fuel or oil, it will be the individual's responsibility to drain any and all fluids prior to disposal at the site. The site attendant can restrict what is accepted at the transfer station.

- The facility is available for access Monday to Friday, 8:00AM – 4:30PM by appointment only. Gates will be locked at all times when unsupervised. To access the site, contact the WDN Public Works office at (306) 477 – 2013.

- WDN Community will be notified when the site will be open and available for use without appointment via the community newsletter, the Whitecap mobile app, and/or the WDN website.

ADVERTISEMENTS, ANNOUNCEMENTS & NOTICES

Hunting on Whitecap Dakota Lands

As per a Whitecap community meeting motion, WDN has requested that Saskatchewan Conservation Officers patrol Whitecap Reserve Lands for unauthorized hunters.

- **If you are a WDN Member and hold a status card you may hunt as per usual.** *Remember it is necessary to carry your status card while you are out hunting.*
- **Non-WDN members with a status card need a written permission slip from the Band and their status card while hunting.**
- **Non-status individuals must have a valid hunting license and a written permission slip from the Band.**

If you have any questions or concerns please contact the Band Office.

Turn in Poachers or Unauthorized Hunters at:

TURN IN POACHERS
24 HOURS – TOLL FREE
1-800-667-7561
SASKTEL CELL - #5555

Thank you for your understanding.

Whitecap Dakota Nation Council Elections – 2024

Congratulations to the newly-elected Chief and Council for Whitecap Dakota Nation! Our Community held its first general election under our 2023 Self-Government Treaty with Canada and the WDN Constitution.

We wish every success to our new Council: Chief Darcy Bear and Councillors Frank Royal, Dwayne Eagle, Allison Daniels and Bradon Eagle.

On December 2, Whitecap Dakota Nation Council was sworn into office at the Swearing-in Ceremony and accepted their oath for a four-year term.

Hunting on Whitecap Dakota Lands

As per a Whitecap community meeting motion, WDN has requested that Saskatchewan Conservation Officers patrol Whitecap Reserve Lands for unauthorized hunters.

- **If you are a WDN Member and hold a status card you may hunt as per usual.** *Remember it is necessary to carry your status card while you are out hunting.*

- **Non-WDN members with a status card need a written permission slip from the Band and their status card while hunting.**

- **Non-status individuals must have a valid hunting license and a written permission slip from the Band.**

If you have any questions or concerns please contact the Band Office.

Turn in Poachers or Unauthorized Hunters at:

TURN IN POACHERS
24 HOURS – TOLL FREE
1-800-667-7561
SASKTEL CELL - #5555

Thank you for your understanding.

The Chief and Council of the Whitecap Dakota Nation and its Members, would like to thank the Dakota Dunes Community Development Corporation (DDCDC) for their contributions to the following Community Events/ Projects:

- Sports Ground Upgrade
- Hotel Fence
- Community Surveillance Cameras
- Whitecap Warriors
- Hotel AV
- Hotel Booth Reno

We look forward to another successful year in the name of community investment and partnership

To: All WDN On-Reserve Community Members
From: WDN Chief and Council
Date: November 13, 2024

Annual Christmas Dinner Support

The Whitecap Dakota Nation is pleased to offer a $300 cheque toward your Christmas dinner. Each On-Reserve Community Member that is listed on our Housing Registry as of December 1, 2024 will receive this offering (One per Household).

Utility Supplement

Eligible WDN Band Members who are listed on our Housing Registry as of December 1, 2024 will receive a $300 utility supplement cheque unless their utilities are subsidized through the WDN Income Assistance Program (One per Household).

These disbursements will be available for pick-up at the Whitecap Government Office beginning Monday, December 9, 2024 [8:00 AM to 4:30 PM].
The latest date for pick-up is Friday, December 20th, 2024 by 4:30 PM.

Made with Poster My Wall

Whitecap Dakota Nation

WDN Annual Christmas Carnival & Christmas Gifts Program
December 2024

Program:

1) CRHES Students and WELC Children: All students on the nominal roll for the Charles Red Hawk Elementary School (CRHES; Grades Pre-K to 4) and the children registered at the Whitecap Early Learning Centre (WELC) will receive a wrapped Christmas gift at the annual Community Christmas Carnival on December 19th, 2024 at the CRHES. Any children on the nominal roll or registered at WELC, but unable to attend, can have their gifts picked up at the CRHES between December 18th and 20th during school hours.

2) Infants 0 – 4 Years Old Who Do Not Attend CRHES or WELC and Reside On-Reserve: All Whitecap Band Member children ages Infant to 4 years old residing on Whitecap will receive a wrapped gift at the annual Community Christmas Carnival on December 19th, 2024 at the CRHES. Any children unable to attend can have their gifts picked up at the CRHES between December 18th and 20th during school hours. ***Parents of children in this category must fill out and submit an application to CRHES by December 5th, 2024 (see attached).***

3) Grade 5 – 12 Students: All students on the Whitecap Dakota Nation's nominal roll in Grades 5 – 12 will receive a $75 Midtown Plaza gift card. These gift cards will be distributed by the Student Advisory Counselor, at the Students' schools on a designated date in December.

Responsibilities:

A. CRHES and WELC Staff will provide list of names/genders/ages. This includes coordination to ensure names do not repeat.
B. CRHES Staff will track gift applications for "non-nominal roll" and "non-WELC" children residing on-reserve.
C. Whitecap's Student Advisory Counselor will arrange for the purchase and distribution of Midtown Plaza Gift cards for Grade 5-12 students on nominal roll.

Whitecap Dakota Nation

APPLICATION FORM

WDN Christmas Gifts Program

December 2024

Program #2:
INFANTS 0 – 4 YEARS OLD; NON-CRHES OR NON-WELC; ON-RESERVE

Parent Name: _____

Address: _____

Phone #: _____(h)_____(c)

Child(ren)'s Name:	Age & Grade:	WDN Status #:
_____	_____	372_____
_____	_____	372_____
_____	_____	372_____
_____	_____	372_____
_____	_____	372_____

{Please attach a 2nd page if required}

Parent/Guardian Signature: _____ **Date:** _____

Drop Off @ CRHES, or Email or Fax by DECEMBER 5th to Kim Buffalo at:
kbuffalo@whitecapdakota.com
Fax: 306-477-2606

PART 2: CRHES ADMINISTRATIVE ASSISTANT

Band Member Status Verified with WDN IRA: ❑ Yes ❑ N/A for Infants up to 2 years old

Proof of Residency Attached: ❑ Utility Bill ❑ Current Tenancy Agreement

Administrative Assistant Signature: _____

Date: _____

Whitecap Dakota Nation

WDN Off-Reserve Christmas Dinner Support & Children's Gift Support Programs
December 2024

Programs:

1) $300 Christmas Dinner Support (one per household): All WDN Off-Reserve Band Member households, or households where Band Member children reside and are cared for by a guardian*, will receive a $300 cheque toward their Christmas dinner.

2) $75 Christmas Gift Support for Infants to 17 Years of Age: All WDN Band Member Off-reserve Children, aged Infant to 17 years, will receive $75 towards their Christmas gift in the form of a cheque payable to one parent or guardian*.

Distribution Method:

- Cheques for Off-reserve households will be mailed on Friday, December 13th, 2024.
- Where applicable, household disbursements for #1 and #2 above will be combined into one cheque.

Responsibilities:

1) $300 Christmas Dinner Support (one per household; 18+ years of age): It is the responsibility of one Band Member head of household, or the guardian* of the Band Member children in their care who reside in the household to **register** with the Indian Registry Administrator (IRA) **by Friday, December 6th, 2024 (See Attached form).**
   Proof of guardianship required.

2) $75 Christmas Gift Support: It is the responsibility of one Band Member parent, or the guardian* of the Band Member children in their care who reside in the household to **apply** to the IRA **by Friday, December 6th, 2024 (See Attached form).**
   Proof of guardianship required.

3) Please note that a **residential address** must be entered on the form and that a business address will not be *accepted*.

4) Due to the potential delay for mail delivery during the holiday seasons; the cheque may arrive later than expected. If your cheque has not arrived in the mail by December 20th, please call the WDN Government Office during business hours on January 2nd, 2025. Any requests for cheque reissuing will not be processed on or before December 20th, 2024.

Whitecap Dakota Nation

REGISTRATION FORM

WDN Off-Reserve Christmas Dinner Support & Children's Gift Support Programs
December 2024

#1: $300 CHRISTMAS DINNER SUPPORT (ONE PER HOUSEHOLD, 18+ Years)

Head of Household Name: _____

Address: _____

City_____ **Prov**_____ **Postal Code**_____

Phone #: _____**(h)** _____**(c)**

#2: $75 CHRISTMAS GIFT SUPPORT FOR INFANTS TO 17 YEARS OF AGE

Parent/Guardian Name: _____

Address: _____

City_____ **Prov**_____ **Postal Code**_____

Phone #: _____**(h)** _____**(c)**

Child(ren)'s Name:	**Age**	**Birthdate:** (YYYY-MM-DD)

{Please attach a 2nd page if required}

Send form by Email or Text by DECEMBER 6th to Italia at:
ieagle@whitecapdakota.com Cell: 306-281-7135
If you require assistance to complete this form, call 306-281-7135

Office Use Only: IRA

Date Received: _____
Band Membership Verified: ❑ Yes ❑ N/A for Infants up to 2 years old
Proof of Guardianship Received: ❑ Yes ❑ N/A Cheque Amount: $_____

COMMUNITY NOTICE

~NEWSLETTER GOING GREEN!~

Starting with the June 2024 issue, the *Wapaha Ska Dakota Wotanin* newsletter will no longer be delivered in paper copy to each of the Community households unless you submit your request to our office.

If you would still like to receive a paper copy, please contact Shelby at the Band Office 306-447-0908.

The digital copy will still be available on the Whitecap Dakota website:

www.whitecapdakota.com

WDN On-Reserve Subsidy Programs 2024-25

The Whitecap Dakota Nation has the following On-Reserve Subsidy Programs available to eligible Band members or Community members. These programs sheets can be downloaded from the WDN website under the "Our Community" section under "On-Reserve Subsidy Programs". The application forms are in PDF fillable format. Click here:

https://www.whitecapdakota.com/en/our-community/on-reserve-subsidy-programs.aspx

You may also contact the department office responsible for administering these programs for a copy be sent to you.

Each Subsidy Program contains a description of what is available to apply for, the Eligibility criteria, the Approval Process, Contact Information, and an Application Form.

- **WDN On-Reserve 50/50 Agriculture Projects Assistance Program**
  - Chief Executive Officer (CEO)
- **WDN On-Reserve 50/50 Home Improvement Program**
  - CEO
- **WDN On-Reserve Children's School Supplies Program**
  - Community School Coordinator
- **WDN On-Reserve DDGL Golf Season Pass Subsidy Program**
  - CEO
- **WDN On-Reserve Market Rent Subsidy Program**
  - Director, Housing
- **WDN On-Reserve Minor Sports and Fine Arts Fees Program**
  - CEO
- **WDN On-Reserve Private Home Ownership Program**
  - Director, Housing
- **WDN On-Reserve Rent Subsidy and Computer Grant for Skills and Trades Apprenticeship Program**
  - Director, Public Works
- **WDN On-Reserve Seniors Housing Subsidy Program**
  - Director, Housing
- **WDN On-Reserve Seniors Tax Return Service Program**
  - Director, Economic Development & Lands

NOTICE

November 28th, 2024

Due to floor structure issues,

the Whitecap.Fitness.Centre

is closed until further notice.

Thank you,

WDN Management

306-477-0908

FITNESS CENTRE PROTOCOL

Door Code Required for Entry!

HOURS

6:00 AM to 10:00 PM DAILY

1. In the interest of Community safety, the Fitness Centre door is locked 24-7, 365 and all users must enter a code to gain access. → See page 2*
2. **ENTER AT YOUR OWN RISK.** All users acknowledge, by your use of this facility, that such use is at your sole risk, and that you shall be liable for and shall indemnify the Whitecap Dakota First Nation against any and all claims, actions, liabilities, losses, damages, or expenses relating to your use of this facility.
3. MUST BE 16+ YEARS OF AGE
4. MUST BE A WHITECAP COMMUNITY OR STAFF MEMBER
5. MASKING IS *OPTIONAL*
6. **LOG-IN AND LOG-OUT.** Enter your name, time entered, and time exited in the logbook in the entrance.

SAFETY RULES:

- If you are experiencing mild, cold-like symptoms including cough, sore throat, and sneezing, without fever, please refrain from entering our buildings.
- No children under 16 years of age allowed in the Fitness Centre
- Pay attention to the safety posters in the Fitness Centre

If you have any questions or concerns, please contact the Whitecap Band Office during business hours:
8:00am-4:30 pm Monday-Friday: (306) 477-0908

Revised July 4, 2023

FITNESS CENTRE ACCESS CODE PROCEDURE

EFFECTIVE JULY 6, 2023

Fitness Centre users must sign up for Whitecap's new notification system *called* VOYENTALERT!

as this will be the only way we will communicate code changes.

The community code is changed every 2 weeks on Mondays (Tuesdays if Monday falls on a Stat holiday) and a notification will be sent to you via *Voyent Alert*.

In the interest of Community Safety, please do not share the community access code to any person who is not a Whitecap Band member or Community member.

Thank you for your understanding.

Pidamayaye

Security Notice:

- **This facility is monitored inside and out by security cameras**
- **The security alarms are set to automatically disarm shortly before 6am and to arm shortly after 10pm. If you remain in the gym past the scheduled close time, an alarm is generated, and authorities are notified. *Please exit the gym promptly at 10 pm so as not to set off false alarms.***

If you have any questions or concerns, please contact the Whitecap Band Office during business hours:
8:00am-4:30 pm Monday-Friday: (306) 477-0908

Revised July 4, 2023

Whitecap Sports Centre Booking Policy for Whitecap Band Members

(Revised June 10, 2024)

1. This booking policy is for Whitecap Dakota Nation (WDN) Band Members only.

2. Band Members must contact the Band Operations Administrative Assistant to provide details of event: 306-477-0908.

3. The Administrative Assistant checks on availability and then relays the request to the CEO for approval. Once approved, the Administrative Assistant proceeds with the following:
   a. Arranges for a Facility Usage Agreement (FUA) to be signed by the CEO and the Band Member.
   b. Arranges for the collection of the rental fee of $150.00 from the Band Member and a provides counter-signed copy of the FUA to the Band Member.
   c. Books the WDN after-hours security person to: open/close the gate to the sports grounds, open/close the sports centre, and to perform inspections of the facility before and after the event.
   d. Arranges for a refund of $75.00 to the Band Member provided that the Sports Centre is left in a clean state, there are no damages and there is no missing WDN property. Deductions will be made accordingly based on the inspection report.

Booking Conditions:

- Band Member is responsible for any missing WDN property and/or damages to the Sports Centre and agrees to reimburse WDN for replacement/repair costs.
- The use of the sports centre *includes* use of the kitchen if required; Band Member is responsible to clean the kitchen area and cooking appliances after use.
- No alcohol allowed in the Sports Centre.
- Band Members must bring their own supplies, such as disposable plates, cutlery, coffee/tea, and condiments.
- There is a coffee maker, tea kettle and microwave available for use.

Note:
This booking policy *does not* apply to bookings for the outdoor areas of the sports grounds i.e.) the Dakota Gardens or Sports Centre patio. Please refer to that separate policy for the booking protocol.

Dakota Gardens or Sports Centre Patio Booking Policy for Whitecap Band Members

(Revised June 10, 2024)

1. This booking policy is for Whitecap Dakota Nation (WDN) Band Members only.

2. This booking policy applies to the Dakota Gardens or the Sports Centre Patio.

3. Band Members must contact the Band Operations Administrative Assistant to provide details of event: 306-477-0908.

4. The Band Operations Administrative Assistant checks on availability and then relays the request to the CEO for approval. Once approved, the Administrative Assistant proceeds with the following:
   a. Arranges for a Facility Usage Agreement (FUA) to be signed by the CEO and the Band Member.
   b. Arranges for the collection of the rental fee of $150.00 from the Band Member and a provides counter-signed copy of the FUA to the Band Member.
   c. Books the WDN after-hours security person to: open/close the gate to the sports grounds, open/close the shower-house washrooms, and to perform inspections of the washrooms and the outdoor area(s) before and after the event.
   d. Arranges for a refund of $75.00 to the Band Member provided that the area is left in a clean state, there are no damages and there is no missing WDN property. Deductions will be made accordingly based on the inspection report.

Booking Conditions:

- Band member is responsible for any missing WDN property and/or damages to the shower-house washrooms, the Dakota Gardens or the Sports Centre Patio and agrees to reimburse WDN for replacement/repair costs.
- For events involving the serving of alcohol, the Band member must obtain approval from Council and purchase a liquor license, liability insurance and provide own security staff.

Note:

This booking policy *does not* apply to bookings for the Sports Centre. Please refer to that separate policy for the booking protocol.

Charles Red Hawk Elementary School (CRHES)
Gym Rental Policy
for Whitecap Band Members

(Revised January 1, 2024)

1. This rental policy is for WDN Band Members only.

2. Band Members must contact the CRHES Administrative Assistant** to provide details of event.

   *** During the summer months of July and August, contact the Administrative Assistant – Band Operations at the Band Office.*

3. The CRHES Administrative Assistant makes inquiry with the School Principal and the Lead Youth & Community Program Coordinator on availability of gym. Once approval granted, the CRHES Administrative Assistant proceeds with the following:
   a. Arranges for a Facility Usage Agreement (FUA) to be signed by the CEO and the Renter.
   b. Collects a rental fee of $150.00 from the Renter and issues a receipt and a copy of the FUA.
   c. Books the WDN after-hours security person to open/close the gym and to perform inspection of the facility after the event.
   d. Arranges for a refund of $75.00 to the Band Member provided that the area(s) are left in a clean state, there are no damages and there is no missing CRHES property. Deductions will be made accordingly based on the inspection report.

Notes:

- No alcohol allowed in the CRHES Gym or premises.
- The use of the CRHES Gym does not include the use of the Kitchen unless the event is for a wake/funeral.
- Kitchen use for a wake/funeral is limited to appliance use only (fridge, stove, microwave and commercial coffee machine). Families must bring their own cooking supplies and equipment (cookware, dishware, utensils, etc.).
- The school's kitchen cooking supplies and equipment are strictly for the use of the CRHES Nutrition Program.

Bookings for Funeral/Feast Protocol:

- The WDN will not charge a rental fee if the event is for a wake/funeral. The Band Member is still required to make their booking request through the CHRES Administrative Assistant, and a facility inspection will be performed following the wake/funeral.
- The WDN will charge a rental fee of $150 if the event is for a private, family memorial feast and does not include use of the kitchen.

Booking Policy
for Other Whitecap Indoor Facilities
(Updated April 3, 2023)

Please be advised that the following indoor facilities *are not available* for bookings for private events by Whitecap Band Members:

- **Fire Hall**: no longer available for bookings as it has been converted into office space.
- **Elders Centre**: not available for bookings as is dedicated to programs for Elders and certain health programming by Whitecap staff.
- **Cover-All** (at sports grounds): not available for bookings.

Note:

Please refer to the notices regarding the booking policies for the Sports Centre, the Dakota Gardens or Sports Centre Patio and the CRHES gym.

NOTICE

Be advised that hunting and fishing on the Dakota Dunes Golf Course is strictly prohibited.

REMINDER

Whitecap Dakota Nation
Community Curfew

All persons, 12 years of age and under are required to be off Community streets and Community property between 8 P.M. and 7 A.M. unless accompanied by a parent or guardian.

All persons, between the ages of 13 and 17 are required to be off Community streets and Community property between 11 P.M. and 7 A.M. unless accompanied by a parent or guardian.

Home Heating Safety

When there is heavy snowfall, WDN wants to remind community members to check intake pipes and exhaust vents that may be blocked with snow or ice.

A plugged exhaust could result in carbon monoxide (CO) being pushed back into your home or cause your furnace to shut down.

All intake pipes and exhaust vents should be checked during and after heavy snowfalls to clear any snow away from the opening if it builds up.

Reminder for ATV/Snowmobile Users:

- Please be respectful of peoples property
- Stay in ditches and trails
- Follow all safety rules: helmets, etc.
- Respect time of day
  (ATV's are loud, be considerate of neighbors)
- Children under the age of 16 should
  not be operating an ATV
- Be cautious of children playing and pedestrians

Have Fun and Be Safe!

WDN EMERGENCY MANAGEMENT

PREPARE YOURSELF AND YOUR FAMILY FOR WINTER WEATHER

WDN Emergency Management is always committed to you and your family's safety, especially in the event of a local emergency.

Cold weather, winter blizzards, and possible power failures will soon be upon us again, being prepared is the key to staying safe. Below are some tips to help you prepare for cold winter weather.

1) **Have your family's 72-hour kit and your Vehicle Winter driving Kit prepared**
   - Use the suggested checklist on the following page or refer to your Community Member Quick Reference Emergency Response Plan, Emergency Kit Lists tab, to stock a basic 72-hour kit and add items depending on your family's needs,
   - Ideally, your kit should be stored in a waterproof container.
   - You may have to stay in your home without electricity or water, or you may have to evacuate your home until utilities are restored.
   - Building a 72-hour emergency kit includes everything your family needs for a 3-day camping trip, at home.
   - Check on elders to ensure they are warm enough and have sufficient supplies, particularly when the weather is cold or snowy. They might not feel comfortable going outside to shop and may require food, medications, and other supplies.

2) **Listen to the weather forecast**
   - Check the Environment Canada weather forecast, the Highway Hotline and VOYENTALERT before going out.
   - **Wind chill** warnings are based on local conditions and are issued when significant wind chills are expected.

3) **Plan ahead. Avoid driving in Severe Weather, if you must travel**
   - Develop a cold weather **safety plan.**
   - Always inform someone of your travel plans and estimated time of arrival.
   - Bring extra clothing, a sleeping bag or blankets, food and water.
   - Charge your cell phone.
   - Be sure to pack a Vehicle Emergency Kit.

3) Dress warmly
   - Dress in **layers**, with a wind resistant outer layer.
   - **Wear a hat**, mittens, or insulated gloves. Keep your face warm with a scarf, neck tube or facemask.
   - Wear warm waterproof footwear. When it is very cold, or when the wind chill is significant, cover as much exposed skin as possible.

4) Stay dry
   - Wet clothing chills the body rapidly.
   - Remove outer layers of clothing or open your coat if you are sweating.

WDN EMERGENCY MANAGEMENT

WDN EMERGENCY MANAGEMENT

SUGGESTED CHECKLIST FOR 72 HOUR AND VEHICLE KITS

A Communication Plan

How will you get in touch with each other? Who are you out of area contacts that family members can contact during an emergency?

List of Emergency Numbers

Police, Fire, family doctor, family/friends who can help in a crisis.

Food and water

- ☐ Four litres of drinking water per person per day.
- ☐ Food (non-perishable and easy to prepare items).

Equipment

- ☐ Manual can opener.
- ☐ Flashlight (wind-up/battery-operated), batteries
- ☐ Wind-up/battery-powered radio.
- ☐ Solar charger for phones.
- ☐ Candles, lighter, waterproof matches.
- ☐ Pens, sharpie, and paper.
- ☐ Duct tape
- ☐ Paracord, fishing line or rope, tarp, work gloves.
- ☐ Pocket knife, pocket camping saw.
- ☐ Cooking pot, folding backpack stove and eating utensils.
- ☐ Warm clothes, shoes.
- ☐ Blankets or sleeping bags, mylar blankets.
- ☐ Garbage bags, Ziplock bags
- ☐ Whistle and/or flares.
- ☐ Extra batteries.
- ☐ Playing cards, travel games and other activities for children.

Special needs items

- ☐ Infant needs (diapers, formula, bottles).
- ☐ Prescription medicines.
- ☐ Extra pair of prescription glasses or contact lenses.
- ☐ Pet items (food, leash, muzzle, medication, etc.).

Toiletries

- ☐ Cleaning supplies (hand sanitizer, shampoo).
- ☐ First aid kit.
- ☐ Toilet paper.
- ☐ Dish soap.
- ☐ Feminine supplies.
- ☐ Toothbrush, toothpaste.
- ☐ Hair elastics.
- ☐ Brush/comb.
- ☐ Deodorant.
- ☐ Wash cloth.
- ☐ Medicine, pain relief.
- ☐ Sunscreen.
- ☐ Bug spray.

Personal documents and items

- ☐ A list of your emergency contacts (names and contact numbers).
- ☐ An extra set of house and car keys.
- ☐ Some cash in smaller bills.
- ☐ Copies of important documents like passports, birth certificates, insurance policies, driver's license.
- ☐ Photos of family members and pets (write the age, weight, height, name and other characteristics on the back)
- ☐ Printed procedures to shut off home utilities (water, electricity, gas)

Additional Items when driving in your car

- ☐ Shovel, ice melt or cat litter.
- ☐ Winter boots, gloves, toques/hat.
- ☐ Sleeping bags, blankets.
- ☐ Warm winter clothing.
- ☐ Hand and foot warmers.
- ☐ Protein or granola bars.
- ☐ Thermos of tea, coffee, or hot chocolate.

KNOW THE RISKS, MAKE A PLAN AND BE PREPARED. YOUR 72 HOUR KIT HOLDS SUPPLIES TO SUPPORT YOU AND YOUR FAMILY FOR 3 DAYS. HAVING THE RIGHT EQUIPMENT MEANS THAT YOU AND YOUR LOVED ONES WILL BE TAKEN CARE OF AND YOU CAN SURVIVE UNTIL HELP ARRIVES.

WDN EMERGENCY MANAGEMENT

ATV SAFETY

All Terrain Vehicles, (including side by sides) are specifically designed for off road use and provide a rewarding recreational experience and a valuable tool for those that use them for work. They are not toys, and can cause serious injury or death when operated by the untrained and inexperienced riders.

In Saskatchewan all ATVs are governed by the Saskatchewan All Terrain Vehicles Act (2021)

According to Saskatchewan Government Insurance (SGI), 29 people were killed and 310 were injured in ATV collisions on public roads in the province from 2012 to 2021. However, a majority of ATV crashes and fatalities happen on private roads and aren't included in that data. In Saskatchewan ATVs are the leading cause of hospitalization and death for children 1 to 19 years of age.

In accordance with the Saskatchewan All Terrain Vehicle Act, to operate an ATV, you **MUST** be 16 years of age and have a valid Driver's License.

Youth between 12 and 15 years of age can operate an all-terrain vehicle if:

- they have successfully completed an approved ATV training course, or;
- they are directly supervised by a person who has held a driver's license for the previous year

Following these guidelines will ensure that you make it home safe and sound:

1. **GET TRAINED –** it's important that riders know how to ride their ATV properly. Youth between 12 and 15 years of age **MUST** have successfully completed an approved ATV training course. All riders can benefit from the training.
2. **Wear the Gear**. Saskatchewan ATV Act requires that all ATV riders (including passengers) wear a helmet and goggles (if the helmet doesn't have a face screen), this includes side by sides. Roll cages are not foolproof and in a roll over the driver's head can come in contact with the roll cage or other parts of the ATV resulting in serious head injuries.
3. **Do not allow passengers** unless the ATV is designed to carry a passenger. Single person ATVs are just meant for one person, adding a passenger can create a dangerous imbalance in the ATV, and roll overs are more likely to occur.
4. **The Right ATV** – this is especially true for children. ATVs have warning labels which advises what minimum age is appropriate to riding that ATV. Allowing a child or small person on an ATV that is too large or powerful to handle can have dire consequences.
5. **Ride with a Buddy or Group** – at the very least make sure someone knows where you are going to ride and when you are expected to come back.
6. **Know your Limits** – attempting advanced or tricky maneuvers, without the proper experience and training, can lead to crashes, and serious injuries.

WDN EMERGENCY MANAGEMENT

From time to time, police activity and/or incidents in and around CRHES and WDN may result in the school, or WDN being put into "Hold & Secure" or a "Lockdown".

Below, you will find a brief explanation of each of these situations.

CRHES Hold & Secure

Hold & Secure is a response to a threat and/or incident in the general vicinity, but not on or very near to school property. School life continues as normal inside the school; however, as a precautionary measure, outer doors are locked, and no one enters or leaves the building.

CRHES Lockdown

Lockdown is used in a serious emergency situation, where the threat is inside the school, on or very near to school property or somewhere within the community. A Lockdown minimizes access and visibility in an effort to shelter students, staff, and visitors in secure locations. Like a Hold & Secure, all outer doors are locked; however, a Lockdown requires that, in the school, all students be kept in classrooms or other designated locations and that inner hallway and classroom doors also be locked where possible. Entry to, and exit from, the building is restricted to emergency services personnel only.

During a Lockdown, lights are turned off in the classrooms and offices, curtains and blinds are closed where possible, cell phone use is restricted and all people inside the building should remain quiet. School phones will not be answered as the administration is tending to the ongoing situation. As cell phone use is restricted, students are asked not to use phones until cleared to do so.

WDN COMMUNITY WIDE Hold & Secure/Lockdown

If a WDN Community wide Hold & Secure or Lockdown is ordered, everyone will remain inside their residence or building. Lock all doors and windows, and everyone take cover in a secure room out of sight and remain quiet until all clear is given. Do not use your cellphones until cleared to do so.

For further details, refer to your "Community Member Quick Reference Emergency Response Plan" previously distributed to every household.

Hold and Secure/Lockdown Messages

Parents/guardians and WDN members will all be notified immediately of a Hold & Secure or Lockdown situation via the VOYENTALERT emergency notification app.

Once it has been deemed safe to do so, the Hold and Secure or Lockdown will be lifted, and everyone will be contacted via VOYENTALERT to indicate that the situation has been resolved.

WDN EMERGENCY MANAGEMENT

WDN EMERGENCY MANAGEMENT

We encourage all WDN members to download the free VOYENTALERT App. This is the primary method used to notify members of emergencies.

If you have any questions about these procedures, please feel free to contact 306-477-0908 and ask to speak with the WDN Emergency Management Coordinator.

WHITECAP DAKOTA NATION

NOTIFICATION SERVICES



WDN EMERGENCY MANAGEMENT

Office Closure

NOTICE

Please be advised that all Whitecap Offices, including the Whitecap Early Learning Centre will be

Closed

Starting at 8:00 AM on

Monday, December 23rd, 2024

through to

Monday, January 1st, 2025

Normal business hours will resume at 8:00 a.m. on Tuesday, January 2nd, 2025